



**Rayat Shikshan Santha's**  
**Shri. Raosaheb Ramrao Patil Mahavidyalaya, Savlaj**  
**Tal-Tasgaon, Dist- Sangli**  
***Feedback Analysis Committee***



***Feedback Analysis Report on Curriculum***

**(Students, Teachers, Alumni & Employers)**

**Academic Year: 2021-2022**

**Submitted to Internal Quality Assurance Cell**



## Feedback Analysis Report

### Introduction and Objectives:

Rayat Shikshan Sanstha's, Shri. Raosaheb Ramrao Patil Mahavidyalaya, Savlaj was established in the year 1991. The college aims at the overall development of the students to become entrepreneurs and professionals in the respective disciplines. Every year a survey was conducted to assess the satisfaction of all the stakeholders (Students, Alumni, Teachers, and Employers) regarding curriculum of the college. The college is permanently affiliated to Shivaji University, Kolhapur and follows curriculum prescribed by the university. Receiving positive or negative feedback from these stakeholders is important as both these are crucial in helping monitor and evaluate the academic and administrative activities in the college. Listening to what stakeholders have to say is a contributing factor to running a successful college or institution.

### Methodology:

In every academic year, we ask all the stakeholders to fill a feedback form which is made available on college website. Every year, data is collected during the period from 1<sup>st</sup> March to 10<sup>th</sup> March for this academic year data was collected during the period 1<sup>st</sup> June to 20<sup>th</sup> June 2022 the link of feedback form was made available to all stakeholders on their Email address, WhatsApp account and also college website. Filling of feedback is voluntary.

For the academic year 2021-22, there were 485 registered students at the college. Sixty-four (64) final year students, 60 alumni, 18 teachers and 7 employers responded to the survey. The analyses presented in this report are based on the responses of these stakeholders to the survey.

### Design of Feedback

The responses from the students are collected on the two-point scale.

- 1) Yes
- 2) No

The responses from the teachers are collected on the four-point scale.

- 1) A: 76-100 Marks
- 2) B: 51-75 Marks
- 3) C: 26-50 Marks
- 4) D: 0-25 Marks

The responses from alumni are collected on the four-point scale.

- 1) Excellent
- 2) Good
- 3) Satisfactory



4) Unsatisfactory

and employer's feedbacks are collected on the four-point Likert scale

1) Excellent

2) Good

3) Satisfactory

4) Poor

Overall Evaluation

Feedback analysis report of all Stakeholders, Academic Year 2021-22

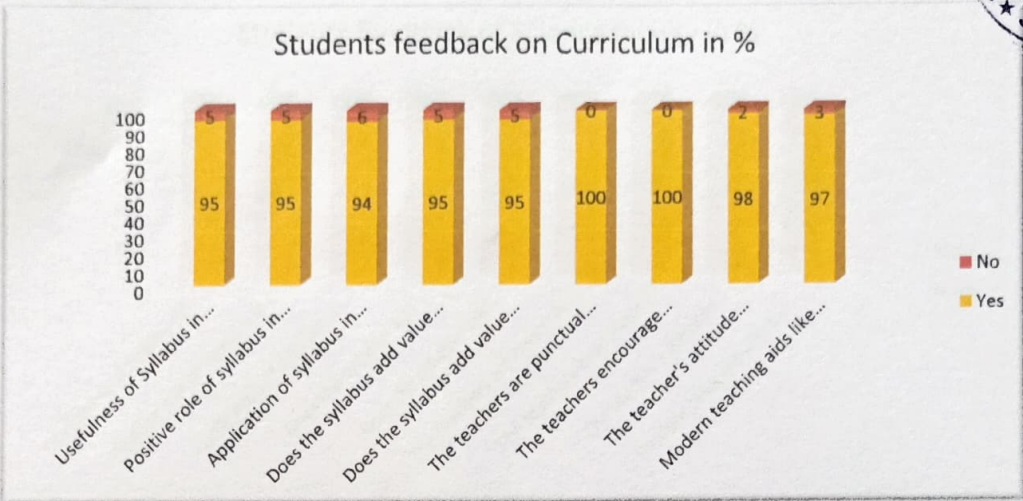
Feedback was collected and analyzed by Feedback Analysis Committee of the college. Opinion of all stakeholders are obtained about each parameter in percentage.

### **Student Feedback**

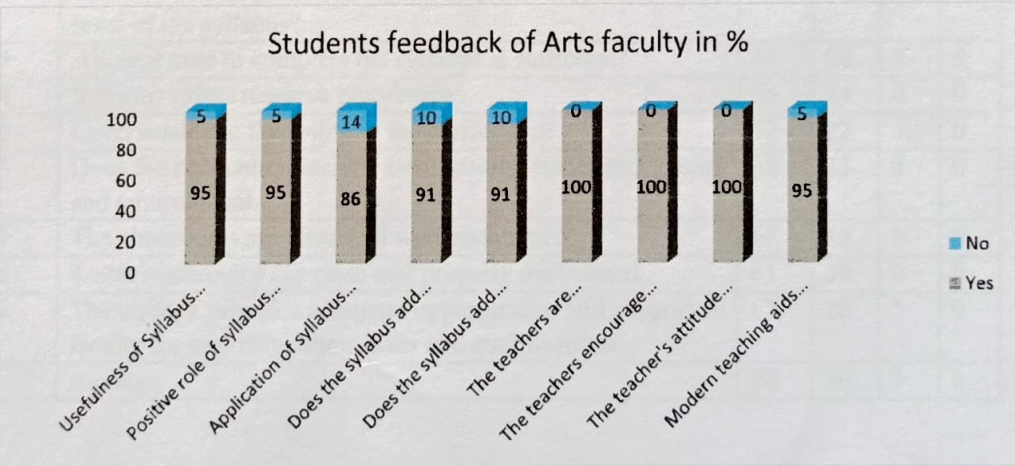
The respondent sample is broadly representative of the student population with respect to gender, programme level and course. We have received 64 students' online feedback on the syllabus of various programs designed by Shivaji University, Kolhapur. There are 41 female and 23 male respondents in the survey sample.

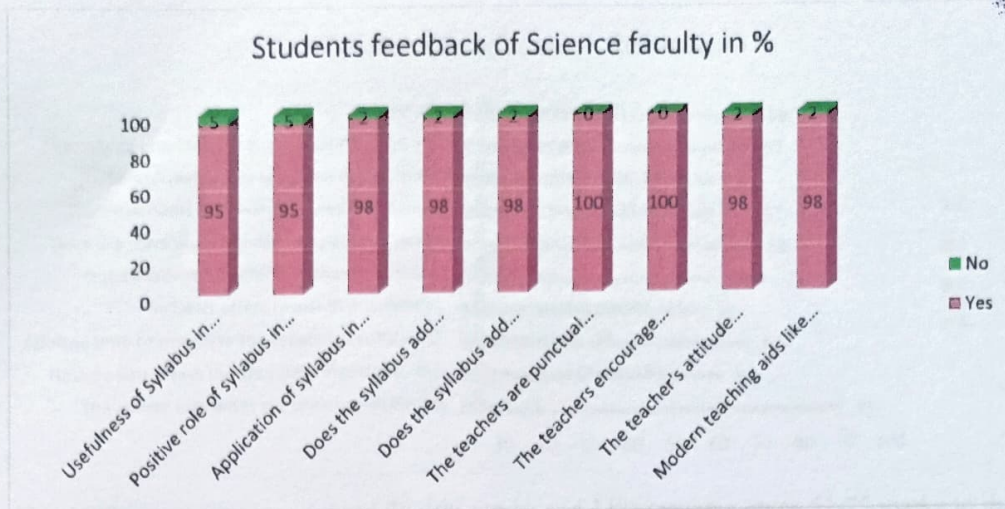
Following chart and table shows the summary of the responses given by students for each parameter.

Sr.No.	Particulars	Statistic	Yes	No
1	Usefulness of Syllabus in the employment and entrepreneurship	Count	61	3
		%	95	5
2	Positive role of syllabus in the Personality	Count	61	3
		%	95	5
3	Application of syllabus in global competency	Count	60	4
		%	94	6
4	Does the syllabus add value of social responsibility and social justice	Count	61	3
		%	95	5
5	Does the syllabus add value in gender equality, human values and environmental awareness	Count	61	3
		%	95	5
6	The teachers are punctual and regular in conducting lecture	Count	64	0
		%	100	0
7	The teachers encourage participation of students and discussion in the class	Count	64	0
		%	100	0
8	The teacher's attitude towards the students is friendly and helpful	Count	63	1
		%	98	2
9	Modern teaching aids like power point presentations (PPT), Web-resources, etc. are used by the teachers while teaching	Count	62	2
		%	97	3



About 95% students agree with the current syllabus which is suitable for employment and entrepreneurship whereas 5% do not agree with it. About 95% students are agree with the current syllabus plays positive role into the personality development. More than 94% students agree with the curriculum which develop global competence, whereas 6% do not agree with it. About 95% students agree with the syllabus add value of social responsibility and social justice. But there are 5% students who do not agree with it. About 95% students agree with the syllabus add value in gender equality, human values and environmental awareness and about 98% students are satisfied with the use of modern teaching aids. Overall it seems that majority of the students have rated yes for all the points considered here.



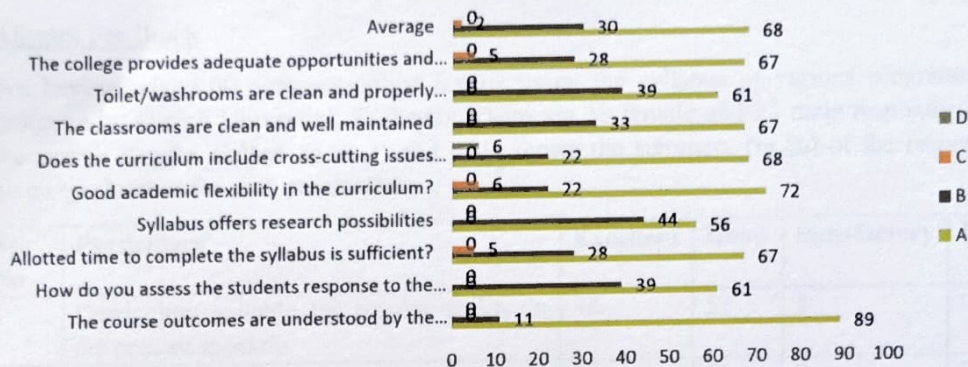


**Teachers Feedback**

We have received 18 teachers' online feedback on the syllabus of various Programmes designed by Shivaji University, Kolhapur. There are 12 males and 6 female respondents in the survey sample. Following table shows the summary of the responses given by teacher for each parameter (in %).

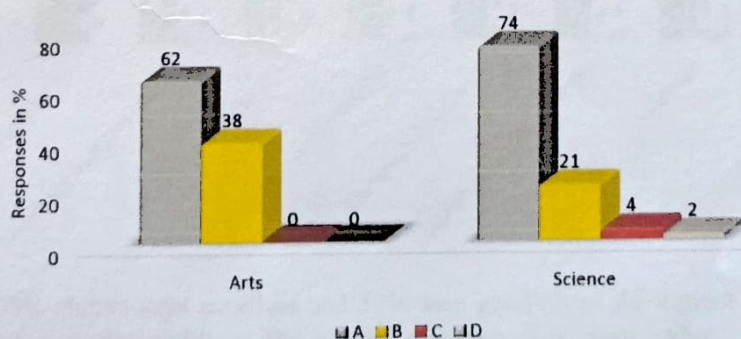
Sr. No.	Particulars	A	B	C	D
1	The course outcomes are understood by the student.	89	11	0	0
2	How do you assess the student's response to the difficulty level of the syllabus?	61	39	0	0
3	Allotted time to complete the syllabus is sufficient?	67	28	5	0
4	Syllabus offers research possibilities	56	44	0	0
5	Good academic flexibility in the curriculum?	72	22	6	0
6	Does the curriculum include cross-cutting issues like gender and environment.	68	22	0	6
7	The classrooms are clean and well maintained	67	33	0	0
8	Toilet/washrooms are clean and properly maintained.	61	39	0	0
9	The college provides adequate opportunities and support to faculty for upgrading their skills and qualifications.	67	28	5	0
	Average	68	30	2	0

### Teachers Feedback on Curriculum



About 89% teachers gives around 76-100 marks and 11% teachers gives 51-75 marks to the course outcomes are understood by students. About 61% teachers gives 76-100 marks and 39% teachers gives 51-75 marks to the assessment of student's difficulties regarding syllabus. About 67% teachers are agree with the allotted time to complete the syllabus is sufficient but 28% teachers are not agreeing with it. About 56% teachers are agree with the syllabus offers research possibilities but 44% teachers are do not agree with it. About 72% teachers are agree with the curriculum has academic flexibility and 2% are do not agree with it. About 68% teachers are agree with that the syllabus includes cross cutting issues like gender and environment but 6% teachers do not agree with it. Around 67% teacher's gives 76-100 marks and 33% teachers gives 51-75 marks to classrooms are clean and properly maintained point. About 61% and 39% teacher gives 76-100 and 51-75 marks respectively to cleanliness of toilet and washrooms. 67% teachers are gives 76-100 marks because they agree that the current syllabus gives opportunity and support to faculty for upgrading their skills and qualifications but 5% teachers gives 26-50 mark to that point.

### Faculty wise overall feedback of teachers about Curriculum 2021-22



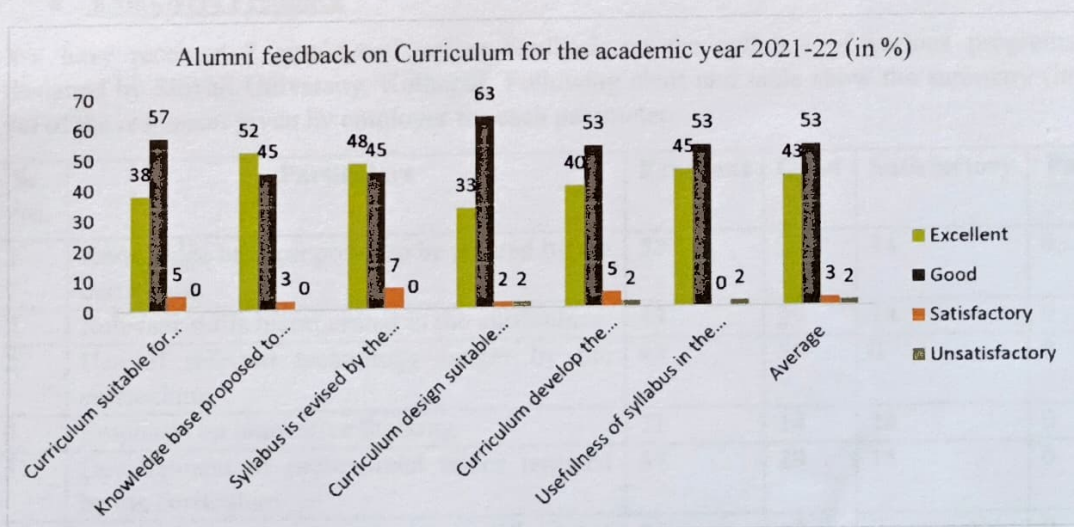
Most of the teachers gives 76-100 marks to the current curriculum of the graduation level. There is 38% of arts and 21% from science faculty members who gives 51-75 marks to the

current syllabus. There are also some teachers (4%, 2%) from science faculty who gives 26-50 and 0-25 marks respectively to the syllabus.

### Alumni Feedback

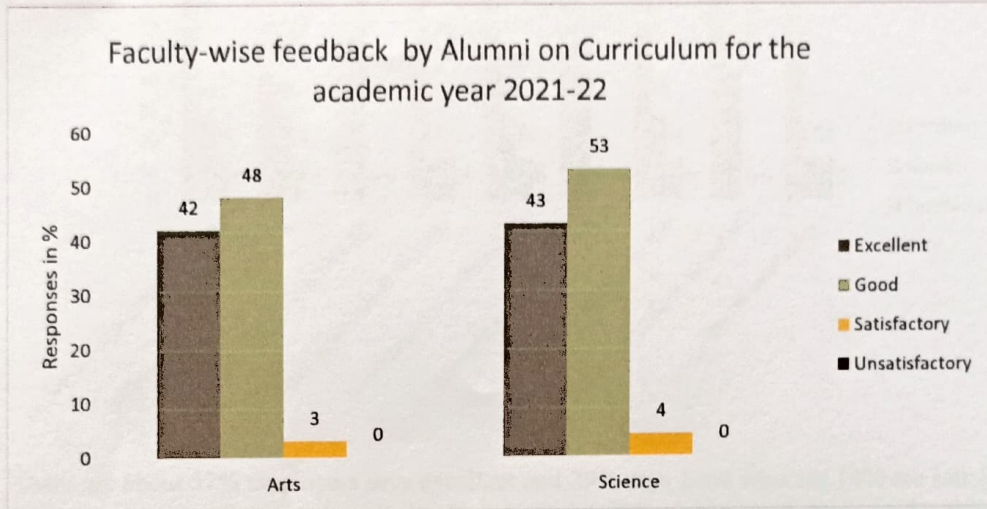
We have received 60 alumnus online feedbacks on the syllabus of various programmers designed by Shivaji University, Kolhapur. There are 38 female and 22 male respondents in the survey sample. Following chart and table shows the summary (in %) of the responses given by alumnus for each parameter.

Sr. No	Particulars	Excellent	Good	Satisfactory	Unsatisfactory
1	Curriculum suitable for employ-ability in the present scenario	38	57	5	0
2	Knowledge base proposed to be created by the curriculum	52	45	3	0
3	Syllabus is revised by the university as per the requirement of the stakeholders	48	45	7	0
4	Curriculum design suitable for overall development of students	33	63	2	2
5	Curriculum develop the global competence of students	40	53	5	2
6	Usefulness of syllabus in the employment of entrepreneurship	45	53	0	2
	Average	43	53	3	2



About 38% alumni says excellent and 57% says good about the current syllabus which is suitable for employ-ability in the present scenario of students. About 52% alumni says excellent and 45% says good to the curriculum which is Knowledge based. About 48% says excellent and 45% says good about the current Syllabus is revised by the university as per the requirement of the stakeholders and 7% of alumni are satisfied with it. About 33% alumni says excellent, 63% are says good and 2% are satisfied also 2% are not satisfied with

curriculum which is suitable for overall development of students. About 40% of alumni says excellent and 53% says good about curriculum develop the global competence of students and 5% of alumni are satisfy and 2% are unsatisfied with it. About 45% alumni says excellent and 53% says good the current syllabus which is useful for employment of entrepreneurship but 2% alumni were unsatisfied with it.



Most of the students who did their graduation from arts and science faculty (42%, 43%) completely agree with the current syllabus adopted by institution, whereas some of the alumnus 3% from arts faculty and 4% from science faculty satisfied with it.

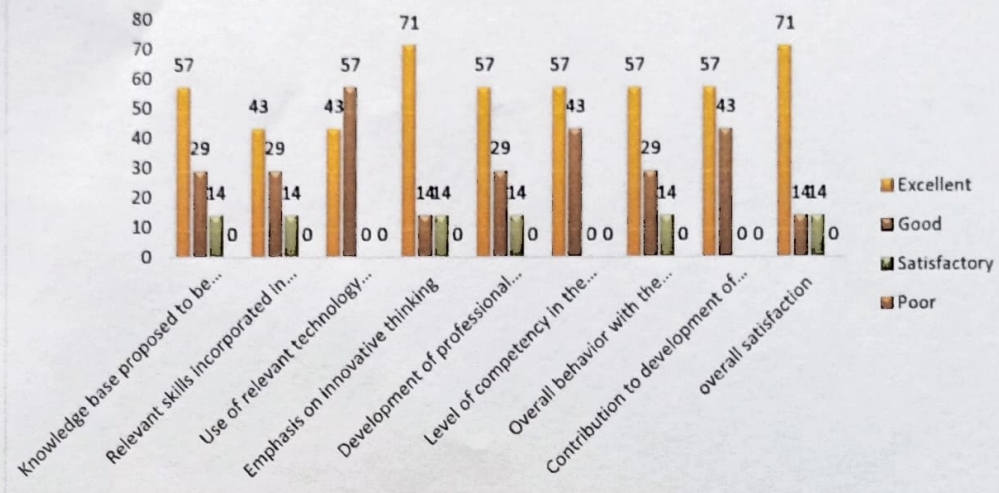
• **Employers Feedback**

We have received 7 employers' online feedback on the syllabus of various programs designed by Shivaji University, Kolhapur. Following chart and table show the summary (in %) of the responses given by employer for each parameter.

Sr. No.	Particulars	Excellent	Good	Satisfactory	Poor
1	Knowledge base proposed to be created by the curriculum	57	29	14	0
2	Relevant skills incorporated in the curriculum	43	29	14	0
3	Use of relevant technology taught by the curriculum	43	57	0	0
4	Emphasis on innovative thinking	71	14	14	0
5	Development of professional ethics targeted by the curriculum	57	29	14	0
6	Level of competency in the relevant field that the curriculum can create in the student	57	43	0	0
7	Overall behavior with the colleagues/student/people	57	29	14	0
8	Contribution to development of organization/nation	57	43	0	0
9	overall satisfaction	71	14	14	0



### Employers Feedback on Curriculum in %




There are about 57% employers says excellent and 29% says good whereas 14% are satisfied with the current syllabus is knowledge based. About 72% employers believe in the current syllabus which incorporates the relevant skills whereas 14% are satisfied with it. About 85% employers agree that the current syllabus helps in emphasizing innovative thinking and 14% are satisfied with it. About 43% and 57% employers re agree with the relevant technology taught by the curriculum. About 86% employers agree with the development of professional ethics targeted by the curriculum whereas 14% are satisfied with it. About 57% employers are says that level of competency in the relevant field that the curriculum can create in the student. About 86% employers agrees that behavior with the colleagues/people also contribution to development of organization/nation is excellent. Most of the employers (71%) are satisfied with the current syllabus.

Following are the suggestions received from the stakeholders:

1. Number of Books related to Competitive Exams in the library be increased.
2. Facilities in Science Laboratories may be improved.
3. Workshops for communication skills be organized.
4. Gym facilities be improved.
5. Placement be increased.

  
**IQAC**  
 Co-ordinator  
 Shri. Raosaheb Ramrao Patil  
 Mahavidyalaya, SAVLAJ  
 Dist. Sangli



  
**PRINCIPAL**  
 Shri. Raosaheb Ramrao Patil  
 Mahavidyalaya, SAVLAJ, Dist. Sangli